

# User Guide

## *Extended Shipping Rates for Magento 2.x — Extmag\_ExtendedRates*

2026-05-22

### 1 About the module

#### 1.1 What ships in this release

### 2 Admin navigation

### 3 Configuration

### 4 Shipping Methods

#### 4.1 Create a shipping method

#### 4.2 Conditions

#### 4.3 Price Actions

#### 4.4 Date and Time Restrictions

#### 4.5 Other Options

#### 4.6 Blackout Rules attached to a method

### 5 Price Rules

#### 5.1 Create a Price Rule

#### 5.2 Date and Time Restrictions

#### 5.3 Price patterns

### 6 Blackout Rules

#### 6.1 Create a Blackout Rule

#### 6.2 How blackout rules combine with the schedule

### 7 Storefront

### 8 Typical workflows

#### 8.1 Holiday promotion — 10% off shipping for the season

#### 8.2 Surcharge for heavy items

#### 8.3 Hide a courier on Sundays

#### 8.4 Hide every method on a fixed list of holidays

### 9 Troubleshooting

#### 9.1 Shipping method does not appear at checkout

#### 9.2 Price rule does not change the price

#### 9.3 Method disappeared on a specific date

#### 9.4 CSV import rejects the file

# 1 About the module

---

Do you want full control over shipping price and availability based on cart contents, customer group, region, schedule, holidays and discounts? The Extended Shipping Rates extension turns the standard Magento 2 shipping carrier into a flexible rules engine.

You can create an unlimited number of custom shipping methods inside a single carrier and combine them with reusable price rules and blackout rules. Each shipping method supports the same condition builder you already use in Cart Price Rules, so you can show or hide a method depending on subtotal, weight, SKU, attribute, customer group, website and more. Price rules can adjust the cost using fixed values, percentages, additions, subtractions, minimum or maximum caps. Blackout rules let you define holidays and non-working days once and apply them to multiple shipping methods.

The extension is fully compatible with Hyva Theme and Hyva Checkout, supports multi-store and multi-website setups, customer groups, and is ready for Magento 2 Open Source and Adobe Commerce on PHP 8.1, 8.2, 8.3 and 8.4.

## 1.1 What ships in this release

- **Custom shipping methods** — unlimited methods inside one carrier with their own title, price, logo, customer groups, websites and conditions.
- **Price Rules** — reusable price modifiers (fixed price, percent, add, subtract, min, max) with their own conditions and schedule. Many price rules can be attached to one shipping method.
- **Blackout Rules** — reusable holiday / non-working day definitions. Global rules apply to every method automatically; per-method rules apply only where selected.
- **Schedule** — per-method and per-rule visibility window. Supports date range, weekdays, frequency `once`, `daily`, `monthly` and `annually`, plus multi-slot time-of-day configuration.
- **Customer group and website restrictions** — per shipping method.
- **Area filter** — restrict a method to Frontend + Admin or to Admin Only.
- **Per-method logo** — uploaded image displayed next to the shipping method on the checkout page.
- **Free shipping flag** — opt the method into the native free shipping promotion path.
- **CSV import / export** — bulk-create, bulk-edit or migrate shipping methods between stores.
- **Admin grid** — inline edit, mass status update, mass delete, filtering, sorting, columns picker.
- **Hyva Theme + Hyva Checkout** compatibility out of the box.

## 2 Admin navigation

---

Extmag → Extended Shipping Rates menu:

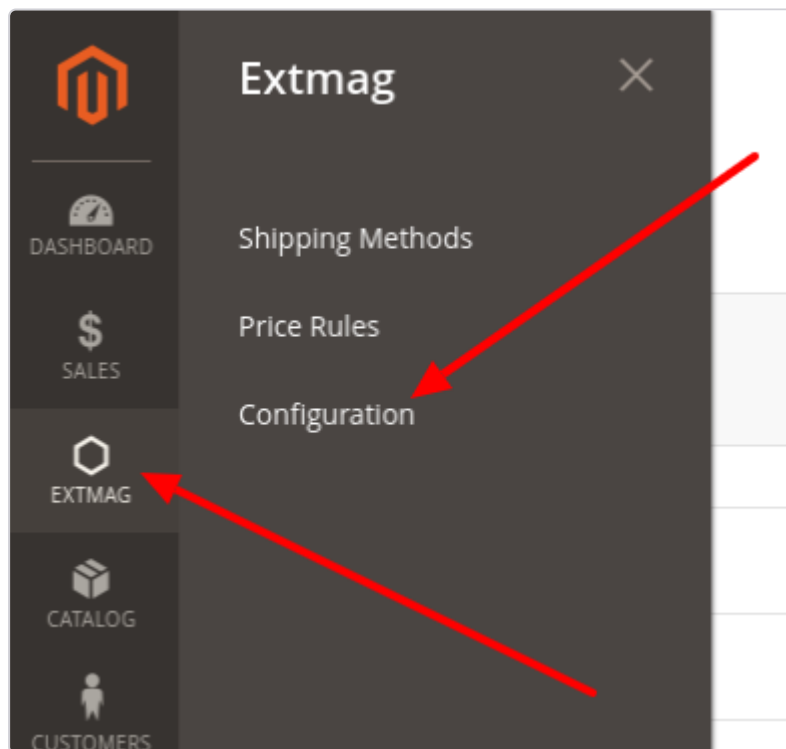
Item	Purpose
Shipping Methods	Methods grid + create / edit form.
Price Rules	Price Rules grid + edit form.
Blackout Rules	Blackout Rules grid + edit form.
Configuration	Shortcut to the carrier system configuration page.

Each menu item has its own ACL resource ( `Extmag_ExtendedRates::methods` , `Extmag_ExtendedRates::rules` , `Extmag_ExtendedRates::blackout_rules` ), so role assignment is granular — see the *Reference Manual* for the full ACL tree.

## 3 Configuration

---

Open `Extmag → Extended Shipping Rates → Configuration` to jump straight to the carrier configuration page.



Admin menu — Extmag Extended Shipping Rates entry

Under the **Extended Shipping Rates** group set *Enabled for Checkout* to **Yes** and fill in the carrier *Title*. The carrier title can be overridden per shipping method later.

**Extended Shipping Rates**

**Enabled for Checkout** [website] Yes  Use system value

**Title** [store view] Extmag Exrates

**Sort Order** [website] 2

**Export** [global] [Export in CSV](#)

**Import** [global] [Choose File](#) No file chosen  
Import from CSV

**Debug** [store view] Yes

*System configuration — Extended Shipping Rates group*

If your store runs in developer mode you can set **Debug** to **Yes** — the carrier writes a trace of every rate calculation to `var/log/` so you can see why a method is or is not offered to a given cart.

If necessary, you can use the **Export in CSV** button to back up existing shipping methods, edit them outside Magento, and re-upload them via the **Import from CSV** control. The import is atomic — either every row is accepted or the whole upload is rejected.

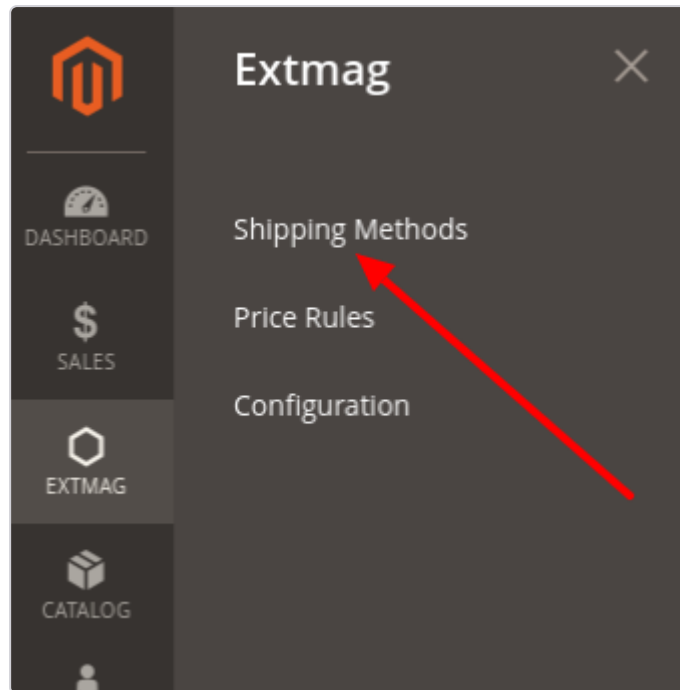
## 4 Shipping Methods

---

A shipping method is a single offer presented at checkout. You pick which products it matches (Magento Rule conditions on any product attribute), how much it costs (base price plus optional price rules), when it is visible (schedule + blackout rules) and to whom (customer group, website, area).

### 4.1 Create a shipping method

Go to `Extmag → Extended Shipping Rates → Shipping Methods` :



Admin menu — Shipping Methods

Click the **Add New Shipping Method** button on the grid:

Extended Shipping Methods 🔍 65 👤 admin ▾

[Add New Shipping Method](#)

Filters Columns ▾

Actions ▾ 2 records found 20 ▾ per page < 1 of 1 >

<input type="checkbox"/>	ID	Description	Title	Title of Carrier	Active	Price	Free Shipping	Application Frequency	Date From	Date To	Days of Week	Created	Updated
<input type="checkbox"/>	1	First static method	Static method	Extmag Flat Rate	Yes	23.00	No	Annually	Dec 1, 2020	Dec 3, 2020	Tuesday, Wednesday, Thursday, Friday	Nov 24, 2020 1:32:12 PM	Dec 2021 1:5: PM

Extended Shipping Methods grid

Fill in the required fields and save the shipping method.


**Description \***

**Title \***

**Title of Carrier**

**Active \***  Yes


**Price \***

**Websites \*** **Main Website Store** 

**Customer Groups \***

**Apply Cart Price Rules (Free Shipping)**  No  
 Cart Price Rules apply after calculating the price via the Extmag module

**Logo**    
 Maximum file size: 2 MB. Allowed file types: PNG, GIF, JPG.

  
[Browse to find or drag image here](#)

Shipping method edit form — general fields

Field	Purpose
Description	Admin-only title used as the unique row identifier in the grid. Must be unique across all methods.
Title	Method name shown to the customer at checkout.
Title of Carrier	Optional override for the carrier title at checkout. Empty = use the value from the system configuration.

Field	Purpose
Active	Per-method on / off switch. Independent of the carrier-level <i>Enabled for Checkout</i> .
Price	Base price in store base currency. Combined with any attached Price Rules.
Websites	Multiselect of store views the method is offered on.
Customer Groups	Multiselect of customer groups the method is offered to.
Apply Cart Price Rules (Free Shipping)	When <b>Yes</b> , the native Magento free-shipping promotion path applies on top of the calculated price.
Logo	Optional image (PNG / GIF / JPG, max 2 MB) displayed next to the method on the checkout page.

## 4.2 Conditions

The *Conditions* fieldset is the same condition tree you already use in Cart Price Rules — filter the cart by subtotal, weight, total qty, product attribute and any nested AND / OR combination.

**Conditions**

Apply the rule only if the following conditions are met (leave blank for all items).

---

If **ALL** of these conditions are **TRUE** :

- Subtotal greater than 1 ✖
- +

*Conditions — same builder as Cart Price Rules*

Leave the tree empty to offer the method on every cart.

## 4.3 Price Actions

The *Price Actions* fieldset attaches one or more reusable Price Rules to the shipping method. Each rule is evaluated against every cart item; the lowest resulting price wins.

**Price Actions** ⌵

**Filters**

2 records found (2 selected) 20 ▼ per page < 1 of 1 >

	Title	Price	Active
<input checked="" type="checkbox"/>	qqq	+20%	Yes
<input checked="" type="checkbox"/>	www	-10%	Yes

*Price Actions — attached Price Rules*

Price Rules themselves are defined under the **Extmag → Extended Shipping Rates → Price Rules** menu — see the *Price Rules* section below.

## 4.4 Date and Time Restrictions

Restrict when the method is offered:

## Date and Time Restrictions

Application Frequency

Not use



Date From

12/1/2020 05:07



Date To

05/10/2022 20:4



Days of Week

Sunday

Monday

Tuesday

Wednesday

Thursday

Friday

*Date and Time Restrictions*

Field	Purpose
Application Frequency	Not use , Once , Daily , Monthly , Annually . Drives which extra fields are required.
Date From	Start date / time of the visibility window.
Date To	End date / time of the visibility window.
Days of Week	Multiselect. If at least one day is picked, the method is shown only on the selected weekdays.

- **Not use** — no date / time restriction.
- **Once** — visible only during the given date range, no yearly repeat.
- **Daily** — visible every day at a chosen time of day.
- **Monthly** — visible at a chosen time of day on chosen days of the month.
- **Annually** — visible at a chosen time of day on chosen month / day pairs every year.

The 1.3.x release adds multi-slot scheduling (several time windows per day or per month / year). Legacy single-slot schedules continue to work without re-saving.

## 4.5 Other Options

Other Options

Allowed areas \* Frontend + Admin ▼

*Other Options — Allowed areas*

- **Frontend + Admin** — the method is offered both at the storefront checkout and when admin creates an order from the backend.
- **Admin only** — the method is offered only when admin creates the order, never at the storefront. Useful for fallback carriers, manual pickup, internal couriers and similar.

## 4.6 Blackout Rules attached to a method

The shipping method edit form has a *Blackout Rules* multiselect listing every non-global blackout rule. A rule attached here blocks the method on every date covered by the rule's `dates_config`. Global blackout rules (defined under the Blackout Rules menu with *Apply to all shipping methods* = Yes) block the method automatically and do not need to be re-attached.

# 5 Price Rules

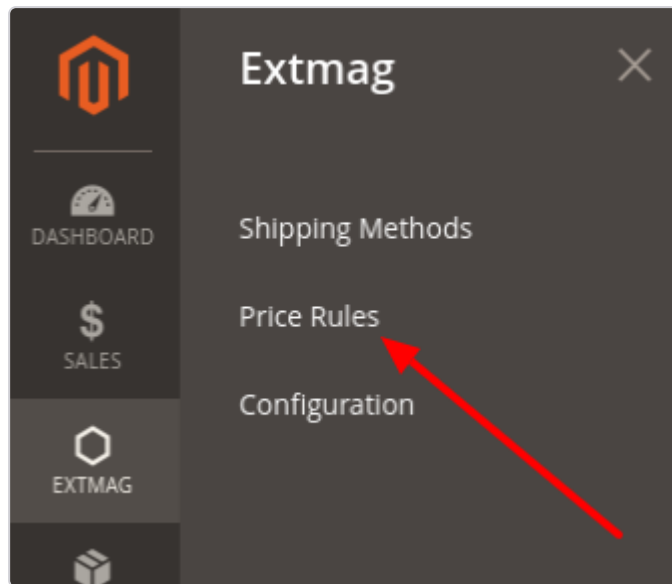
---

A **Price Rule** is a reusable price modifier that can be attached to any number of shipping methods. The rule has its own conditions and schedule, so the same *+20% on weekends* rule can drive ten different shipping methods without copying.

*Price Rules are applicable only to shipping methods created within the Extmag Extended Shipping Rates module. The rule has no effect until it is selected inside a specific shipping method's Price Actions fieldset.*

## 5.1 Create a Price Rule

Go to **Extmag** → **Extended Shipping Rates** → **Price Rules** :



*Admin menu — Price Rules*

Click the **Add New Price Rules** button on the grid:

A screenshot of the 'Extended Price Rules' grid. At the top right, there is a search icon, a notification bell with '65', and a user profile 'admin'. Below this is a large orange button labeled 'Add New Price Rules', which is highlighted by a red arrow. Underneath the button are 'Filters' and 'Columns' controls. The grid shows '2 records found' and '20 per page'. The table has columns for 'ID', 'Title', 'Price', 'Active', 'Created', 'Updated', and 'Action'.

<input type="checkbox"/>	ID	Title	Price	Active	Created	Updated	Action
<input type="checkbox"/>	1	qqq	+20%	Yes	Nov 26, 2020 2:42:24 PM	Dec 3, 2020 1:51:17 PM	Select
<input type="checkbox"/>	2	www	-10%	Yes	Nov 26, 2020 10:54:43 PM	Dec 2, 2020 2:34:17 PM	Select

*Extended Price Rules grid*

Fill in the required fields and save the price rule:

**Title \***

**Price \***

For example: empty, 0, 20, -20, -10%, +20, +20%, min20, max20. If empty then it uses carrier rates. Allowed symbols: 0-9.-+%mniax. Indicate in base currency


**Active \***  Yes


**Conditions**

**Apply the rule only if the following conditions are met (leave blank for all items).**

---

If **ALL** of these conditions are **TRUE** :

Subtotal **greater than 200** 



Price Rule edit form

Field	Purpose
Title	Unique rule name shown in the grid and in the shipping method's Price Actions list.
Price	Price pattern — see <a href="#">Price patterns</a> below.
Active	Per-rule on / off switch.
Conditions	Same condition tree as cart price rules. The rule applies to cart items that match the condition.

The price pattern is evaluated against each cart item that matches the rule's conditions. If at least one item matches and produces a price lower than the current candidate, that price wins; otherwise the shipping method's base price is used. See *Reference Manual* for the exact evaluation order.

## 5.2 Date and Time Restrictions

A Price Rule has its own *Date and Time Restrictions* fieldset with the same fields and frequency options as a Shipping Method — see [Date and Time Restrictions](#) above. Use this to drive seasonal pricing (holiday discount, weekend surcharge) without touching the method itself.

## 5.3 Price patterns

Enter the pattern in the *Price* field:

Pattern	Result
empty (blank)	Leave blank to keep the base shipping price untouched.
0	Shipping method becomes free.
20	The entered number replaces the base shipping price.
-20	Base price decreases by the specified amount.
+20	Base price increases by the specified amount.
-10%	Base price decreases by the specified percentage.
+20%	Base price increases by the specified percentage.
max20	Number with a <code>max</code> prefix — final price will be less than or equal to that number.
min20	Number with a <code>min</code> prefix — final price will be greater than or equal to that number.

Numbers `20` and `10` are examples — substitute any value. Always enter the value in the store's base currency.

## 6 Blackout Rules

---

A **Blackout Rule** is a reusable list of dates on which one or more shipping methods must be hidden — public holidays, non-working days, maintenance windows. Each rule has a status flag, an *Apply to all shipping methods* flag and a JSON `dates_config` payload edited through the rule form.

### 6.1 Create a Blackout Rule

Go to `Extmag` → `Extended Shipping Rates` → `Blackout Rules` and click **Add New**. Fill in:

Field	Purpose
Title	Unique rule name. Used in the shipping method's Blackout Rules multiselect.
Status	Active / Inactive. An inactive rule blocks nothing.
Apply to all shipping methods	Global flag — when enabled, the rule blocks every active shipping method without needing to be attached per-method.

Field	Purpose
Dates	List of date ranges or specific calendar dates. Each entry covers from-date inclusive to to-date inclusive.

After save, the rule appears in the shipping method's *Blackout Rules* multiselect (non-global rules only). Global rules block every method automatically.

## 6.2 How blackout rules combine with the schedule

The carrier evaluates the method's schedule first. If the schedule allows the method, the carrier then checks every attached blackout rule plus every global blackout rule. If any rule covers the current date, the method is hidden. Otherwise it appears at checkout.

# 7 Storefront

Once a method passes every filter — carrier enabled, method active, customer group match, website match, conditions match, schedule allows, no blackout — it appears in the checkout shipping step:

The screenshot shows a checkout page with a shipping address section. The address is highlighted with a red box and a checkmark icon. The address details are:

- Lucas Vandal
- Herenweg 196
- Egmond-Binnen, Noord-Holland 1935 AH
- Netherlands
- 06-16612975

To the right of the address, the carrier information is displayed:

- Lucas Vandal
- 180 Schoolhouse Road
- TOLLESON, Arizona 85353
- United States
- 11332032780

Below the address, there is a "+ New Address" button and a "Ship Here" button. The shipping methods section is titled "Shipping Methods" and shows a selected method with a price of \$38.70, labeled "Static method 2" and "Extmag Flat Rate". A "Next" button is located at the bottom right of the shipping methods section.

*Shipping method on the checkout page*

The method's logo (when uploaded) is rendered next to the carrier title, and the final price reflects every active Price Rule that matched the cart.

## 8 Typical workflows

---

### 8.1 Holiday promotion — 10% off shipping for the season

1. Create a Price Rule titled *Holiday -10%* with price pattern `-10%`, *Active* = Yes.
2. Set the rule's *Date and Time Restrictions* to *Once* with the holiday date range.
3. Open the target Shipping Method and tick the rule in *Price Actions*.

The rule deactivates automatically once the window closes — no need to edit the shipping method.

### 8.2 Surcharge for heavy items

1. Create a Price Rule with price pattern `+5` and a condition `Total Weight in Cart greater than 20`.
2. Attach it to the same shipping method.

If at least one cart triggers the condition, the rule wins and the method price grows by `5`.

### 8.3 Hide a courier on Sundays

1. Open the shipping method.
2. *Date and Time Restrictions* → *Application Frequency* = *Daily*.
3. *Days of Week* — pick Monday through Saturday (omit Sunday).

The method is hidden on every Sunday until you change the multiselect.

### 8.4 Hide every method on a fixed list of holidays

1. Create a Blackout Rule titled *Public Holidays 2026* with *Apply to all shipping methods* = Yes and the full date list in *Dates*.
2. Save.

Every active shipping method is now blocked on those dates without touching individual methods.

## 9 Troubleshooting

---

### 9.1 Shipping method does not appear at checkout

See *Installation Guide* → *Troubleshooting* → *Carrier does not appear at checkout* for the full checklist. The two most common causes:

- Cart does not match the method's *Conditions*.
- Customer group or website is not in the method's multiselect.

Enable **Debug** in the carrier configuration to trace the resolution.

## 9.2 Price rule does not change the price

- Confirm the rule is **Active** and in the method's *Price Actions*.
- Confirm the rule's *Conditions* match at least one cart item — Price Rules iterate per item, not per cart.
- Confirm the schedule window includes the current moment.
- Lowest result wins — a rule that increases the price loses to a rule that decreases it.

## 9.3 Method disappeared on a specific date

Check global blackout rules — a rule with *Apply to all shipping methods* = Yes covering the current date blocks the method even when its own schedule allows it. Either remove the date from the rule or unset the global flag and attach the rule explicitly per method.

## 9.4 CSV import rejects the file

- The CSV must come from the same module's Export — the column layout is not interchangeable with native Magento shipping CSVs.
- Every shipping method *Description* (admin title) must be unique.
- Every price rule *Title* must be unique.